

### **How to Play**

To play Bootleg Bash, all you have to do is have the CD inserted and double-click the “BootlegBash.exe” file. If you want to be able to play the game without the CD, create a folder on your harddrive and copy-paste all the files and folders into that directory. You can right-click BootlegBash.exe and click “Create shortcut” so you can have quick access to it via the desktop or program menu.

Below is pages detailing the controls in Bootleg Bash, as well as brief character descriptions and credits.

### **The Goal of Bootleg Bash**

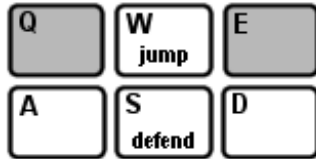
Bootleg Bash is a four-player game. It can only be played on one computer, so I suggest downloading the freeware program “Xpadder” to bind keyboard pressed to a gamepad (or your gamepad drivers might come with this ability already).

After you choose your characters and a map, the goal is to be the last surviving player. You lose by either having your health depleted to 0 or by being pushed off the side of the screen.

## WTF IS GOING ON HERE?

This is a four-person, one computer game.  
You may want to download Xpadder so you  
can use gamepads instead of the default controls.


### Player One



Use **WASD** to move with  
Q and E to attack

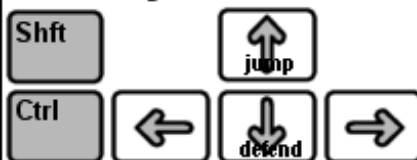
\* Up to four joysticks/  
gamepads can be used.  
No in-game setup needed,  
joystick 1 is automatically  
assigned to player 1, etc.

### Player Two



Use **IJKL** to move with  
U and O to attack

### Player Three



Use **Arrow Keys** to move with  
Shift and Ctrl to attack

F4 toggles fullscreen  
F5 changes to small screen  
F4 quits

### Player Four



Use **Numpad Arrows** to move  
with 0 and Enter to attack

1

## Character Select

Everyone choose a character by  
using your controls to move to a  
selection box and hit an attack  
button to choose.

Hit the Return/Enter key to  
go to the level select screen

**NOTE: You can hit ESC at any time  
to go back a screen!**



**Player 3** has to use the  
arrow keys to select a map,  
then hit **Enter**, or hit **ESC**  
to go back to character select.



2

## Meet the totally original characters!



### Princess Plum

Princess Peach lives on the Moon with her hubby, a Moon Goon, where they rule over other, less-awesome moon goons.

### Rank the Elf

Rank is a man.  
No, seriously.  
He is.  
No, I will not prove it.



### Super Marxio

Equality for all!  
...Except when it comes to food.

### Pookie

This cute guy is some sort of half-rabbit half-potato, hailing from Finland.



## Characters, continued...



### Name the Dinosaur

Name is a time-traveling dinosaur. When the ice age came, Name said "Fook that" and ran into the future with her energy legs.

### Phonics the Rabbit (?)

Phonics is a master of grammar and the English language. Unfortunately, he's also a dyslexic mime.



### Mars the Leopardman

Master of the Martial Arts, Mars knows how to put the Action into a SUBTRACTION. As in, SUBTRACTING THE COMPETITION. HAR HAR HAR.

### Wonky Monkey

Wonky is a monkey. He likes bananas, poop, and bow-ties. Maybe one day he'll have a real friend.



## **Who to sue... (please don't!)**

***Moosader Games***

**Rachel J. Morris**  
**Designer, programmer,  
manual and game artist,  
music composer.**

## **Tools**

C++ with the Allegro Game  
Programming Library  
In the Code::Blocks IDE

Paint Shop Pro 6  
and GIMP

Mario Paint Composer  
and SFXR

Download with source code from here!  
<http://moosader.deviantart.com/art/Bootleg-Bash-95424864>

5

## **Special Thanks**

Adam for the NES spec sheet  
[http://www.adamatonic.com/art/nes\\_spec.gif](http://www.adamatonic.com/art/nes_spec.gif)

Moon Goon and FoxBlitzz(and his friend)  
for suggesting character names

Kilgariff for providing Linux binary

??? for providing Mac binary

My YouTube and DeviantArt Subscribers



Game testers and  
people who willingly play this game!

6

## Notes

---

---

---

---

---

---

---

---

---

---

7

## Notes

---

---

---

---

---

---

---

---

---

---

8